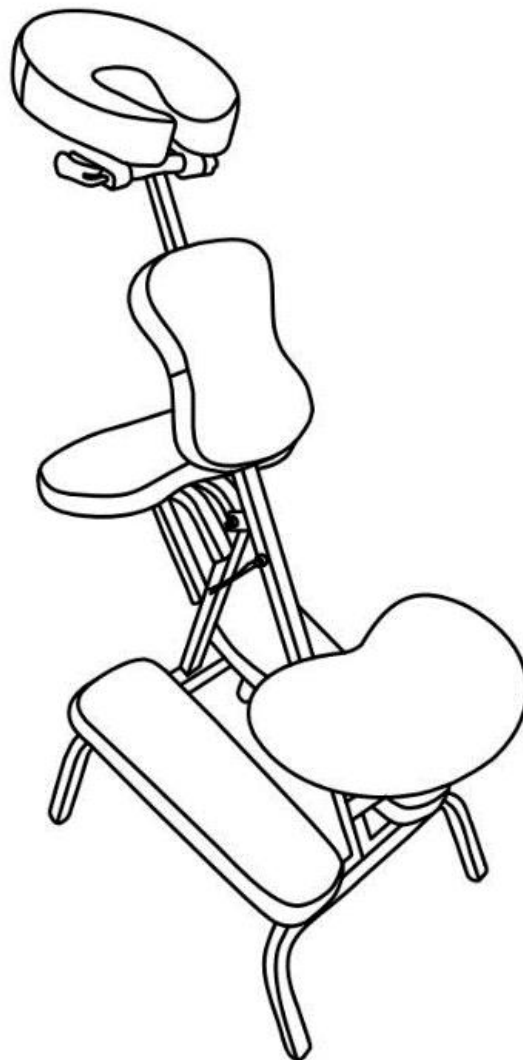


# RESTPRO

## Massage chair RELAX

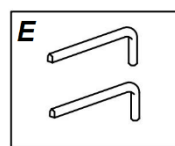
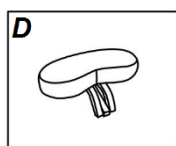
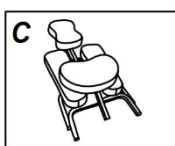
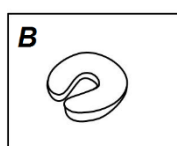
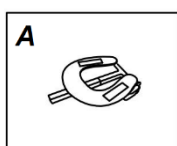


CE

## Massage chair user's manual

1. Check the chair periodically. Ensure that all screws and knobs are tighten screwed and cables are in good condition. Check all bolts, screws and knobs every 90 days. Tighten if any are loose.
2. Do not overweight massage chair. That may cause a serious danger to chair user. This chair is manufactured for person weighing up to 120 kg.
3. When cleaning vinyle surfaces do not use any detergents containing spirit as it can damage the surface of the table. Clean it with warm soapy water and wipe the surface until completely dry.
4. Do not stand on this chair or use it as a stair.
5. This chair is manufactured for one person
6. If any parts are missing, broken or damaged stop using this chair until repairs are made and all parts are installed.
7. Do not let children to assembly or disassembly the massage table without your supervision.
8. Be careful when using sharp objects as they can damage the surface material of the massage table.

### Assembly of the chair



A 1x Headrest

B 1x Headrest pillow

C 1x Massage chair

D 1x Seat

E 2x Allen key

