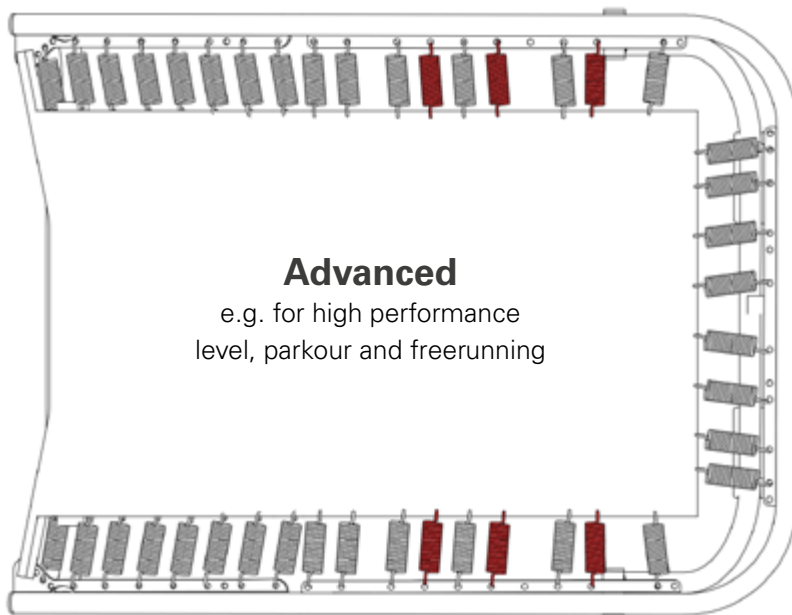
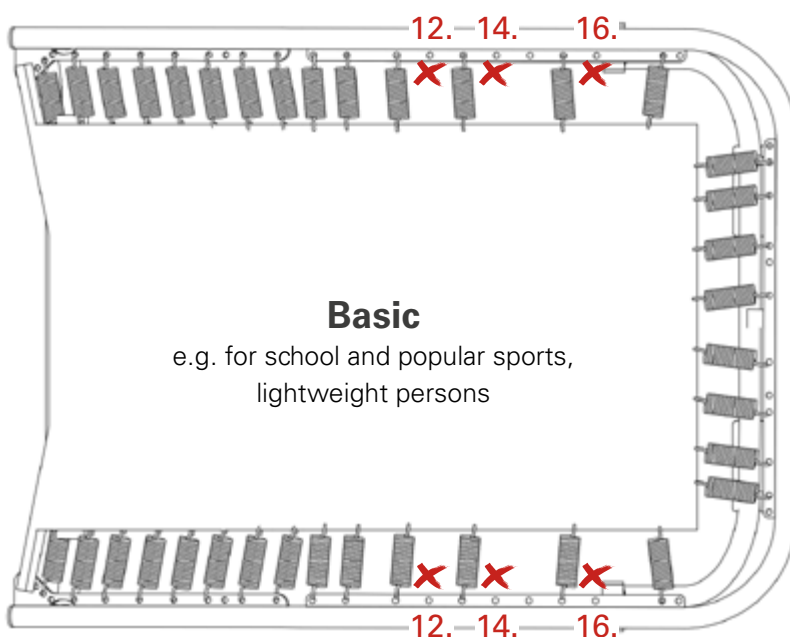



Spring arrangement Booster Board Advanced and Basic version



- In the **Advanced** version (by default at each delivery), three additional springs are installed per long side. High performance guaranteed!



- To modify to the **Basic** version just remove the 12th, 14th and 16th spring (e.g. if the Booster Board is only used by lightweight persons).
- The springs can be easily hooked in or out with the supplied mounting tool.



⚠ Important: Always hook in springs with the eye pointing downwards!

i Questions? Contact the Eurotramp team:
Tel. +49 (0)7023/94950 | welcome@eurotramp.com